



INDUSTRIAL / DECORATIVE SUSPENDED • LED ALULED/COLOR

INDUSTRIAL / DECORATIVE SUSPENDED LED
ALULED/COLOR



REPLACE
>400W HIT

UNDER REQUEST
ANY REQUIRED
RAL COLOUR
(Minimum quantity 5 units)



RAL 9016 Traffic white

RAL 9005 Intense black



RAL 7035 Light aluminum

RAL 9005 Intense black

Mounting	Suspended.
Light source	LED compact modules COB: Tridonic (4000K and 6000K)
Optical system	Reflector 90°/120°, under request optics 22°, 40° or 58°.
Light distribution	Direct.
Wiring	Driver: Tridonic PF>0,95 (EEI=A++). Possibility of incorporating dimmable electronic control gear (DALI) and/or light sensor and/or presence and/or emergency Kit (1 or 3 hours).
Material	Body: Die cast aluminium LM6+AZKO NOVEL with very high heat dissipation, with stainless steel screws. Reflector: Aluminium. Cover: Microprismatic anti glare tempered glass.
Surface finish	Body: Under request any requires RAL colour (Minimum 5 units) . Reflector: Under request any requires RAL colour (Minimum 5 units). Cover: Microprism (under request, transparent polycarbonate).
Benefits	LED luminaire with integrated electronic control gear. Color rendering index Ra>90/80. Average service life > 50.000 hours. Passive cooling. Maintenance-optimised design. No infrared or UV radiation. Installation without dismantling luminaire. Access to the IP68 connector from the outside.

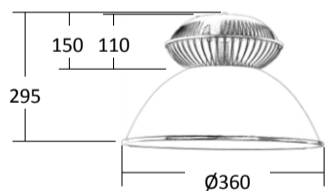
26000
lm

167
lm/W

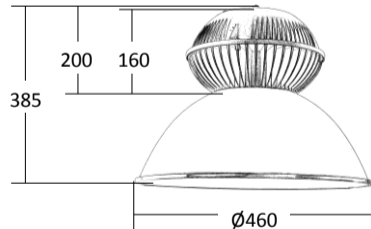
80
90
Ra



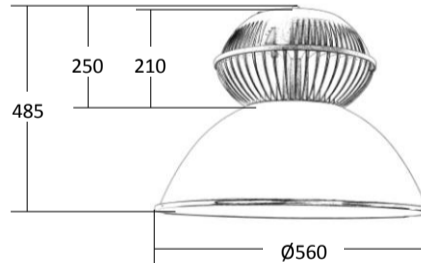
ALULED/COLOR-M-IP65-360-90°



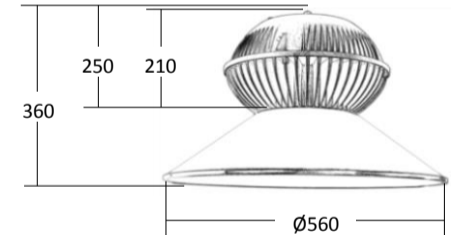
ALULED/COLOR-L-IP65-460-90°



ALULED/COLOR-XL-IP65-560-90°



ALULED/COLOR-XL-IP65-560-120°



CODE	REFERENCE	Kg.	Light output lm	Power W	Efficiency LED module + Driver lm/W	Colour temperature CCT (K)	DIMM DALI	Emergency		Replace to lamp
								MC-1	MC-3	
0673100L350C	ALULED/COLOR-M-IP65-360-90° 24W. 4000lm/840	(3,5)	4000	24	167	4000	✓	-	-	35W. HIT
0673100L300C	ALULED/COLOR-M-IP65-360-90° 40W. 5800lm/840	(3,5)	5800	40	145	4000	✓	-	-	70W. HIT
0673100L551C	ALULED/COLOR-M-IP65-360-90° 50W. 7500lm/840	(3,5)	7500	50	150	4000	✓	-	-	70W. HIT
0673100L650C	ALULED/COLOR-L-IP65-460-90° 65W. 9000lm/840	(6,4)	9000	65	139	4000	✓	✓	-	100W. HIT
0673100L720C	ALULED/COLOR-L-IP65-460-90° 75W. 10000lm/840	(6,4)	10000	75	134	4000	✓	✓	-	150W. HIT
0673100L800C	ALULED/COLOR-L-IP65-460-90° 80W. 11600lm/840	(6,4)	11600	80	145	4000	✓	✓	-	150W. HIT
0673100L111C	ALULED/COLOR-L-IP65-460-90° 100W. 15000lm/840	(6,4)	15000	100	150	4000	✓	✓	-	>250W. HIT
0673107L1450C	ALULED/COLOR-XL-IP65-560-90° 130W. 18000lm/840	(12,2)	18000	130	139	4000	✓	✓	✓	400W. HIT
0673100L166C	ALULED/COLOR-XL-IP65-560-90° 150W. 22500lm/840	(12,2)	22500	150	150	4000	✓	✓	✓	>400W. HIT
0673100L2300C	ALULED/COLOR-XL-IP65-560-90° 170W. 26000lm/840	(12,2)	26000	170	153	4000	✓	✓	✓	>400W. HIT
0673207L1450C	ALULED/COLOR-XL-IP65-560-120° 130W. 18000lm/840	(12,2)	18000	130	139	4000	✓	✓	✓	400W. HIT
0673200L1875C	ALULED/COLOR-XL-IP65-560-120° 150W. 22500lm/840	(12,2)	22500	150	150	4000	✓	✓	✓	>400W. HIT
0673200L1900C	ALULED/COLOR-XL-IP65-560-120° 170W. 26000lm/840	(12,2)	26000	170	153	4000	✓	✓	✓	>400W. HIT

Available "Colour rendering index CRI (Ra>90)" and "Colour temperature" 6000K.