
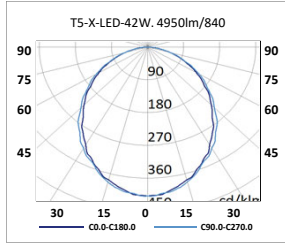




SUSPENDED • LED

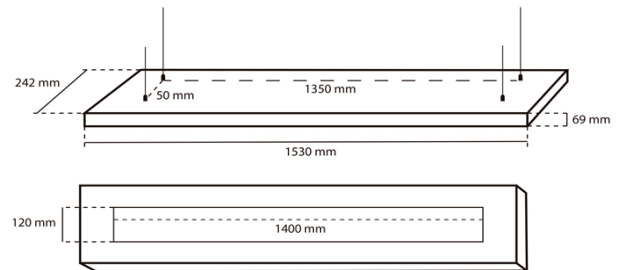
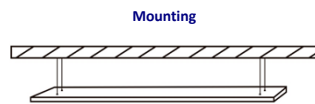


**SUSPENDED LED  
T5-X-LED**



T5-X-LED

|                           |  |
|---------------------------|--|
| <b>Mounting</b>           | Suspended  |
| <b>Light source</b>       | LED linear modules SMD   |
| <b>Optical system</b>     | Opal diffuser.   |
| <b>Light distribution</b> | Direct.  |
| <b>Wiring</b>             | Electronic control gear (EEI=A). PF>0,95<br>Under request, dimmable electronic control gear (DALI).  |
| <b>Material</b>           | Body: Steel sheet 0.6mm thick, white lacquered with anti-corrosive treatment according to ENEC-10 and VDE standards.<br>Diffuser: Opal PMMA.   |
| <b>Surface finish</b>     | White RAL 9003. Under request, other RAL colours.  |
| <b>Benefits</b>           | LED luminaire with integrated electronic control gear.<br>High energy efficiency.<br>Color rendering index Ra>80.<br>Average service life > 50.000 hours.<br>Maintenance-optimised design.<br>No infrared or UV radiation.<br>Easy installation. |



| CODE       | REFERENCE                | Kg.   | Light output<br>lm | Power<br>W | Efficiency<br>LED module + Driver<br>lm/W | Colour<br>rendering index<br>CRI (Ra) | Colour<br>temperature<br>CCT (K) | Cooling |
|------------|--------------------------|-------|--------------------|------------|---|---------------------------------------|----------------------------------|---------|
| T5X424K9BS | T5-X-LED-42W. 4950lm/830 | (9,4) | 4950               | 42         | 118                                       | >80                                   | 3000                             | Passive |
| T5X424K9B  | T5-X-LED-42W. 4950lm/840 | (9,4) | 4950               | 42         | 118                                       | >80                                   | 4000                             | Passive |