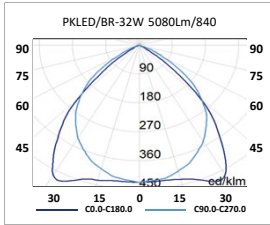




RECESSED - SURFACE LED PKLED/BR 1200x300

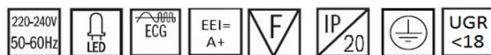


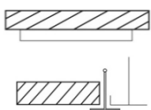


RECESSED
PKLED/BR
(1200x300)

SURFACE
PKLED/BR-S
(1200x300)

Mounting	Recessed/ Surface.	
Light source	LED linear modules SMD	<p>Driver</p>
Optical system	Bright parabolic aluminum reflector.	
Light distribution	Direct.	
Wiring	Electronic control gear (EEI=A+). PF>0,95. Possibility of incorporating dimmable electronic control gear (1-10V or DALI) and/or emergency Kit (1 or 3 hours).	<p>Light sensor, under request.</p> <p>Light sensor and presence detector, under request.</p>
Material	Body: High resistance steel with guaranteed minimum thickness of 0.6mm, according to ENEC-10 and VDE standards. Diffuser: Bright parabolic aluminum with parabolic cross louvre.	
Surface finish	Body: White colour RAL 9003.	<p>Bright parabolic aluminium reflector.</p>
Benefits	LED luminaire with integrated electronic control gear. Colour rendering index Ra>80. Average service life > 50.000 hours. Does not require maintenance. No infrared or UV radiation. Easy installation.	

Mounting



CODE	REFERENCE	Mounting	Light output lm	Power W	Efficiency LED mod. + Driver lm/W	CRI (Ra)	Colour Temp. CCT (K)	DIMM DALI	Emergency MC-1
PKB315KOB	PKLED/BR-32W. 5080lm/840 TR (1200x300)	Recessed	5080	32	159	>80	4000	✓	✓
PKS315KOB	PKLED/BR/S-32W. 5080lm/840 TR (1200x300)	Surface	5080	32	159	>80	4000	✓	✓