


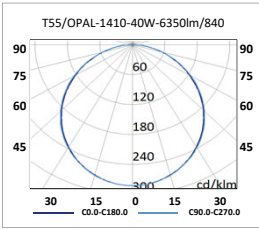


RECESSED LOW PROFILELED

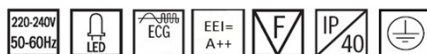
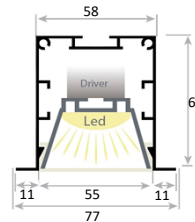
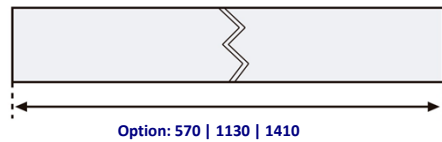
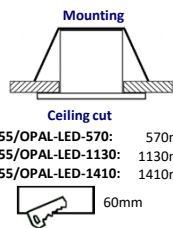
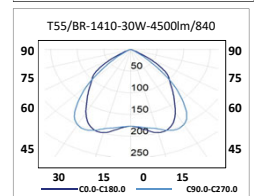
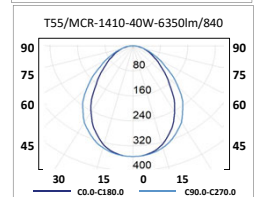


POSSIBILITY OF INDIVIDUAL ASSEMBLY AND FORMING CONTINUOUS LINES

RECESSED T55/OPAL



Mounting	Recessed. Ceilings plaster, plasterboard.
Light source	LED SMD-TRIDONIC.
Optical system	T/55-BR: Bright double parabolic louvre. T/55-MCR: Microprismatic diffuser. T/55-OPAL: Opal diffuser. 4000K (standard). Option 3000K, 5000K and 6000K.
Light distribution	Direct.
Wiring	Electronic control gear (EEI=A++). PF>0,95 TRIDONIC. Possibility of incorporating dimmable electronic control gear (DALI) and/or emergency Kit (1 hour). Presence sensor, light sensor.
Material	Body: Extruded aluminum profile. Fixing pieces, cover and joint included.
Surface finish	Body: White colour RAL 9003. Under request, RAL 9006, RAL 9005.



CODE	REFERENCE	Kg.	Light		Efficiency	Light sensor	DIMM			Emergency
			output	Power			LED module + Driver	+ pres. detector	DALI	
			lm	W	lm/W					
T55211K8B	T55/OPAL-570-16W-2540lm/840	(1,7)	2540	16	159	✓	✓	✓	-	-
T55213K6B	T55/OPAL-570-24W-3600lm/840	(1,7)	3600	24	150	✓	✓	✓	-	-
T55313K6B	T55/OPAL-1130-32W-5080lm/840	(2,7)	5080	32	159	✓	✓	✓	✓	✓
T55317K2B	T55/OPAL-1130-48W-7200lm/840	(2,7)	7200	48	150	✓	✓	✓	✓	✓
T55414K5B	T55/OPAL-1410-40W-6350lm/840	(3,2)	6350	40	159	✓	✓	✓	✓	✓
T55419K0B	T55/OPAL-1410-60W-9000lm/840	(3,2)	9000	60	150	✓	✓	✓	✓	✓
T55211K8B2	T55/MCR-570-16W-2540lm/840	(1,7)	2540	16	159	✓	✓	✓	-	-
T55213K6B2	T55/MCR-570-24W-3600lm/840	(1,7)	3600	24	150	✓	✓	✓	-	-
T55313K6B2	T55/MCR-1130-32W-5080lm/840	(2,7)	5080	32	159	✓	✓	✓	-	✓
T55317K2B2	T55/MCR-1130-48W-7200lm/840	(2,7)	7200	48	150	✓	✓	✓	-	✓
T55414K5B2	T55/MCR-1410-40W-6350lm/840	(3,2)	6350	40	159	✓	✓	✓	-	✓
T55419K0B2	T55/MCR-1410-60W-9000lm/840	(3,2)	9000	60	150	✓	✓	✓	-	✓
T55211K8BY	T55/BR-570-16W-2540lm/840	(1,7)	2540	16	159	✓	✓	✓	-	-
T55213K6BY	T55/BR-570-24W-3600lm/840	(1,7)	3600	24	150	✓	✓	✓	-	-
T55313K6BY	T55/BR-1130-32W-5080lm/840	(2,7)	5080	32	159	✓	✓	✓	✓	✓
T55317K2BY	T55/BR-1130-48W-7200lm/840	(2,7)	7200	48	150	✓	✓	✓	✓	✓
T55414K5BY	T55/BR-1410-40W-6350lm/840	(3,2)	6350	40	159	✓	✓	✓	✓	✓
T55419K0BY	T55/BR-1410-60W-9000lm/840	(3,2)	9000	60	150	✓	✓	✓	✓	✓
15636L100	ACC. LIGHT + MOTION SENSOR (control up to 10 lum.)									
15636L0L000	INC. ELECTRIFICATION 3 PINES									
15636L0L050	INC. ELECTRIFICATION 5 PINES									

Covers and joints included. 3000K, 5000K and 6000K, under request.

more information in www.lux-may.com

LUX-MAY reserves the right to change product characteristics without notice.