

# INSTRUCTION MANUAL AND USE

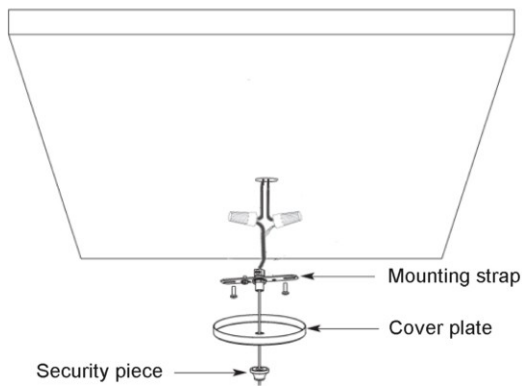
## DECOLED SERIES



Note: Before start managing the projector read the whole manual carefully.  
Before start manipulating the luminaire, make sure electric current is off.  
Luminaires must be manipulated by qualified professional staff.

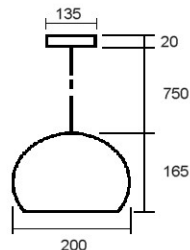
### Assembly and electric connection

1. Connect power wires to electrical network.
2. Hold securely the mounting strap to the ceiling.
3. Place the cover plate and the security piece.

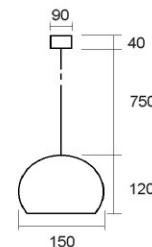


### Dimensions

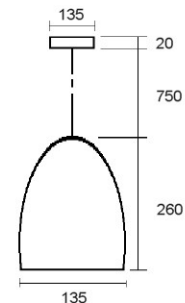
DECOLED/BALL-XL-18W.  
1400lm/840



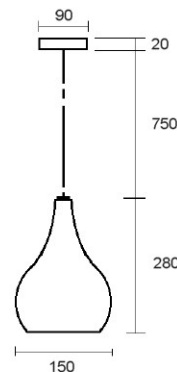
DECOLED/BALL-L-9W.  
810lm/840



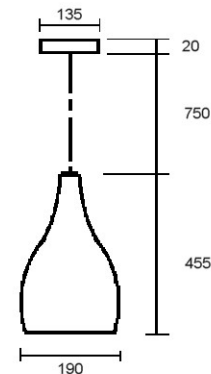
DECOLED/OVAL-L-12W.  
1080lm/840



DECOLED/AQUA-L-15W.  
1350lm/840



DECOLED/AQUA-XL-18W.  
1400lm/840



Weight: from 0,9Kg. to 1,2Kg.  
(see catalogue)