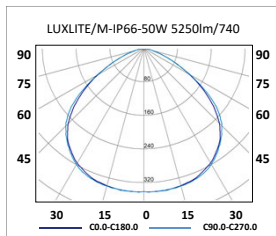


## FLOODLIGHTS IP66 • LED



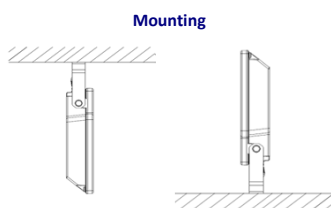
### FLOODLIGHT IP65 LED LUXLITE/M



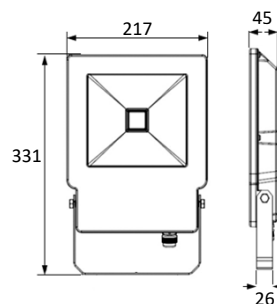
LUXLITE/M IP66



<b>Mounting</b>	Surface.	<p><b>Special for boats</b> 24V DC   24V AC/DC</p> <p>MODELO ESPECIAL PARA AMBIENTES MARINOS   SPECIAL MODEL FOR MARINE ENVIRONMENTS</p>
<b>Light source</b>	LED compact modules  COB high performance >120lm/W.	
<b>Optical system</b>	Reflector. Symmetric reflector 100°. Temperature color 4000K.	
<b>Light distribution</b>	Direct.	
<b>Wiring</b>	Electronic control gear. PF>0,95.	
<b>Material</b>	Body: Die cast aluminium LM6+AZKO NOVEL resistant to marine environments with very high heat dissipation, with stainless steel screws AISI 318. Zinc galvanized lira in hot. Reflector: Bright aluminum. Cover: Microprismatic tempered glass.	
<b>Surface finish</b>	Body: Grey colour. Reflector: Bright aluminum. Cover: Microprismatic tempered glass.	
<b>Beneficios</b>	LED luminaire with integrated electronic control gear. Colour rendering index Ra>70. Average service life > 50.000 hours. No maintenance required. No infrared or UV radiation. Easy to install.	



LUXLITE/M-IP66-50W 5250lm



CODE	REFERENCE	Kg.	Light output lm	Power W	Efficiency LED mod + Driver lm/W	Colour temperature CCT (K)
PLL442K6G	LUXLITE/M-IP66-26W (24V DC) 2650lm/740+IP67 CONNECTOR	(1,9)	2650	26	102	4000
PLL443K7G	LUXLITE/M-IP66-36W (24V DC) 3750lm/740+IP67 CONNECTOR	(1,9)	3750	36	104	4000
PLL445K2G	LUXLITE/M-IP66-50W (24V AC/DC) 5250lm/740+IP67 CONNECTOR	(1,9)	5250	50	105	4000