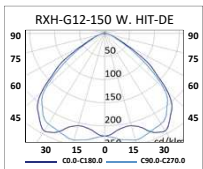
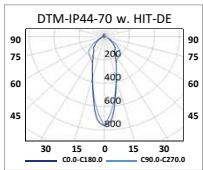
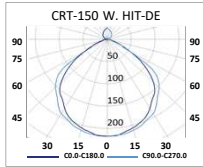




RECESSED DOWNLIGHTS • DISCHARGE

RECESSED DOWNLIGHT
CRT
DTM-IP44
RXH-G12





CRT

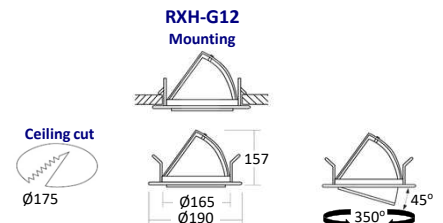
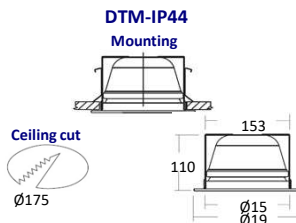
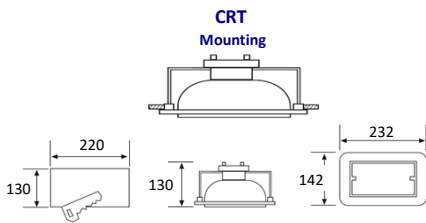


RXH-G12



DTM-IP44

Mounting	Recessed.
Lamps	HIT-DE / HIT  
Optical system	Bright aluminum reflector. Opal tempered glass (DTM-IP44, RXH-G12 models).
Light distribution	Direct.
Wiring	Magnetic ballast + starter + power factor correction capacitor. PF>0,95 Under request, electronic control gear (EEI=A2).
Material	CRT and DTM-IP44 body: Compact design made of high quality galvanized steel with minimum thickness of 0.6 mm. Complies with ENEC-10 and VDE European electrical requirements and standards. RXH-G12 body: Compact design made of white painted aluminum in UV-stabilized white with metallic tension springs. Reflector: Made of anodized aluminum (CRT-matt, DTM-IP44-bright models) matt of high purity and efficiency. Diffuser: Glass (CRT-transparent, DTM-IP44-satin opal, RXH-G12-satin opal models).
Surface finish	Enamelled in white color.



UNDER REQUEST



CODE	REFERENCE	Kg.	Power	Lamp	Lampholder	Specifications
			W			
0321500170L	CRT-70 W HIT-DE 230V.+LAMP.	(3,1)	70	HIT-DE	Rx7s	Recessed downlight, adjustable reflector in matt anodized aluminum.
0321501150L	CRT-150 W HIT-DE 230V.+LAMP.	(4,0)	150	HIT-DE	Rx7s	Recessed downlight, adjustable reflector in matt anodized aluminum.
0321000070L	DTM-IP44-70W HIT-DE 230V.+LAMP.	(2,6)	70	HIT-DE	Rx7s	Recessed downlight, reflector in bright anodized aluminum.
03210000150L	DTM-IP44-150W HIT-DE 230V.+LAMP.	(3,9)	150	HIT-DE	Rx7s	Recessed downlight, reflector in bright anodized aluminum.
0411045070	RXH-G12 70W HIT 230V.	(3,5)	70	HIT	G12	Recessed downlight, tempered opal glass.
0411045150	RXH G12 150W HIT 230V.	(5,1)	150	HIT	G12	Recessed downlight, tempered opal glass.