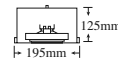
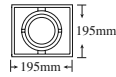
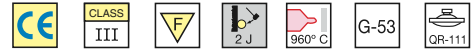


Material: Die-cast aluminium and enamelled steel sheet.
Electrical equipment and lamp not included.



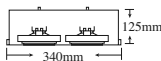
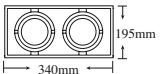
RS-111-1R

12V/50W/75W/100W



RS-111-2R

12V/50W/75W/100W



RS-111-3R

12V/50W/75W/100W

