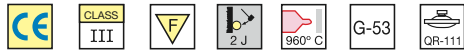


# MULTIDIRECTIONALS

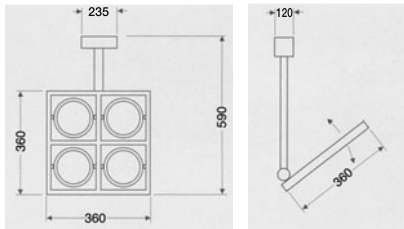
*Lux-May*

Material: Die-cast aluminium and enamelled steel sheet.  
Electrical equipment and lamp not included.

## LXBL-111-4



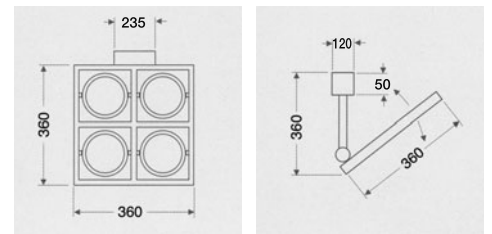
12V/50W/75W/100W



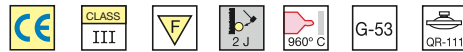
## LXBC-111-4



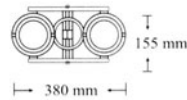
12V/50W/75W/100W



## LXS-111-2



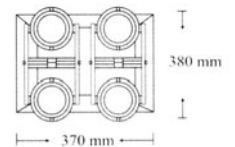
12V/50W/75W/100W  
L. 380 mm x A. 155 mm. X H. 200 mm.



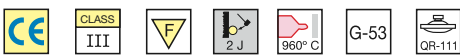
## LXS-111-4



12V/50W/75W/100W  
L. 370 mm. x A. 380 mm. x H. 242 mm.



## LXS-111-8



12V/50W/75W/100W  
L. 780 mm. x A. 380 mm. x H. 242 mm.

