

Surface Luminaires for TC-L Lamps Low Luminance




LUMINAIRE HOUSING AND PAINTING: Modern design with High Out-put. Beveled body. Made of high quality 0,6 mm anti-corrosion treated steel. All surfaces are coated with powder, thermo-hardened in UV stabilized in

white colour, with ultra high reflectivity characteristics. According to Norms ENEC-10/VDE. **BRIGHT OPTIC:** Double parabolic V-Shaped reflectors made of pure aluminium polished and anodized with a high specular finish.

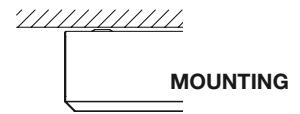
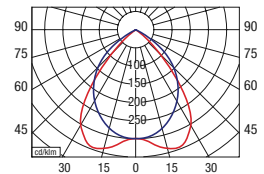
This anti-iridescent optic renders a "DARK-LIGHT" effect and a homogeneous light projection. Renders high performance and a low luminance level.

NPL/BR



	W.	Lamp	A1	L1	H1	X	Y
NPL/BR - 2x18W H.F.	2 x 18	TC-L	345	345	90	265	205
NPL/BR - 2x24W H.F.	2 x 24	TC-L	345	345	90	265	205

NPL/BR 2x24 W.



NPL/MR

MAT OPTIC: Same as above but in mat finish that renders soft brightness (model NPL/MR). Four metal springs are included in all louvres for hanging the louvre for easy tubes replacement and maintenance.



	W.	Lamp	A1	L1	H1	X	Y
NPL/MR - 2x18W H.F.	2 x 18	TC-L	345	345	90	265	205
NPL/MR - 2x24W H.F.	2 x 24	TC-L	345	345	90	265	205