

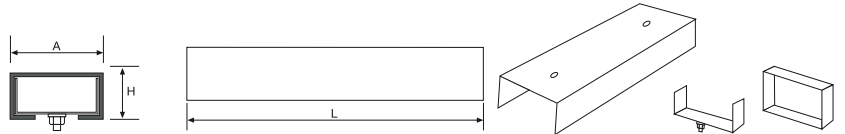
Channels for Batten Luminaires




Battens supporting channels with or without reflector in simple and robust form for continuous lines lighting mounting in large commercial and industrial centres. Luminaires which can be set together or spaced with different distance among them. made in steel sheet enamelled in white epoxi-polyester and stove-dried, with all necessary elements for its complete mounting.



	Length (L)	Width (A)	High (H)	E
C-258 2 x 58 W. (3050 mm)	3.050	60	30	1
UC (Channel joint)	130	60	27	1,5
TF (Final cover)	10	63	32	0,6
SR (Batten support)	25	56	27	1



EMERGENCY MC ELECTRONIC CONVERTER Emergency packs



- MC-1 (Kit de emergencia 1h. 18/36W.)
- MC-1 (Kit de emergencia 1h. 58 H.F.)
- MC-3 (Kit de emergencia 3h. 18/36W.)
- MC-3 (Kit de emergencia 3h. 58 H.F.)

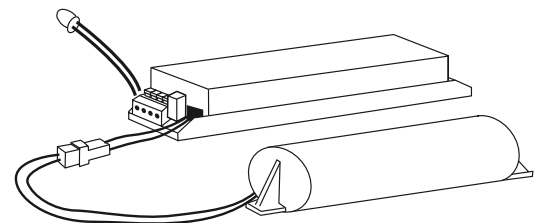


Fig. 1: SWITCH STARD MAINTAINED

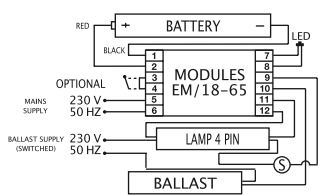


Fig. 2: MAINTAINED PERFECT START

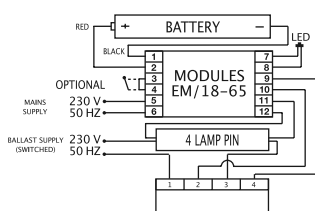


Fig. 3: NON MAINTAINED

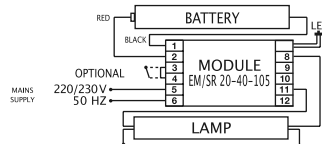


Fig. 4: MAINTAINED TWO SERIES LAMPS

