



SUSPENDED DECORATIVE • LED



SUSPENDED DECORATIVE LED
DECOLED/BALL
DECOLED/OVAL
DECOLED/AQUA



DECOLED/BALL-L



DECOLED/BALL-XL




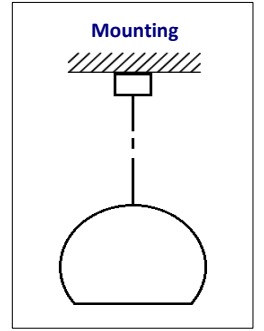
DECOLED/OVAL-L



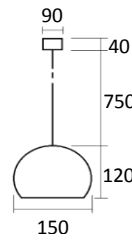
DECOLED/AQUA-L

Mounting	Suspended.
Light source	LED
Optical system	30° optic.
Light distribution	Direct.
Wiring	Electronic control gear (EEI=A+). PF>0,95
Material	Body: Aluminum. Diffuser: Optics of great light transmissibility.
Surface finish	White or black colour.
Benefits	LED luminaire with integrated electronic control gear. High energy efficiency (until 90 lm/W). Colour rendering index Ra>80. Maintenance-optimised design. No infrared or UV radiation. Easy installation.

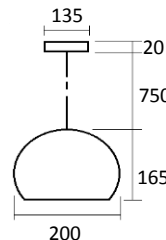
1400 lm 90 lm/W 80 Ra



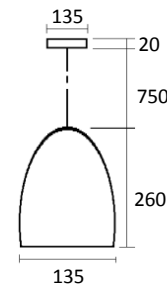
DECOLED/BALL-L-9W. 810lm/840



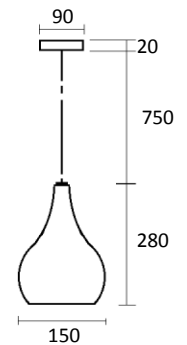
DECOLED/BALL-XL-18W. 1400lm/840



DECOLED/OVAL-L-12W. 1080lm/840



DECOLED/AQUA-L-15W. 1350lm/840



170-260V 50-60Hz LED ECG EEI=A+ F IP20

CODE	REFERENCE	Kg.	Light output	Power	Efficiency	Colour rendering index	Colour temperature	Beam angle	Cooling
			lm	W	lm/W	CRI (Ra)	CCT (K)		
LB01L081	DECOLED/BALL-L-9W.810lm/840 BLACK	(1,2)	810	9	90	>80	4000	30°	Passive
LB01L081B	DECOLED/BALL-L-9W. 810lm/840 WHITE	(1,2)	810	9	90	>80	4000	30°	Passive
LB02L140	DECOLED/BALL-XL-18W. 1400lm/840 BLACK	(1,0)	1400	18	78	>80	4000	30°	Passive
LB02L140B	DECOLED/BALL-XL-18W. 1400lm/840 WHITE	(1,0)	1400	18	78	>80	4000	30°	Passive
LO01L108	DECOLED/OVAL-L-12W. 1080lm/840 BLACK	(0,9)	1080	12	90	>80	4000	30°	Passive
LA01L135	DECOLED/AQUA-L-15W. 1350lm/840 BLACK	(1,0)	1350	15	90	>80	4000	30°	Passive
LA01L135B	DECOLED/AQUA-L-15W. 1350lm/840 WHITE	(1,0)	1350	15	90	>80	4000	30°	Passive